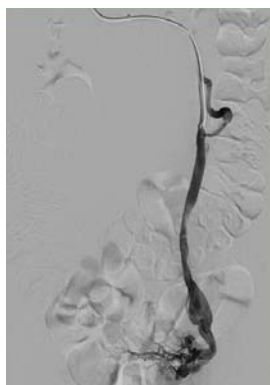
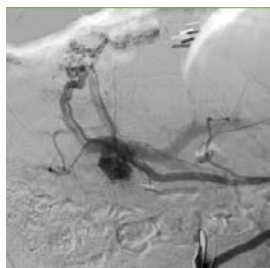


# UCSF Interventional Radiology Review

September 17–21, 2018

UCSF Medical Center / San Francisco, California



**UCSF** Department of Radiology  
and Biomedical Imaging

<https://radiology.ucsf.edu/cme>



# UCSF Interventional Radiology Review

September 17–21, 2018 / UCSF Medical Center, San Francisco

This comprehensive review course is designed to cover all pertinent topics relevant to the practice of Interventional Radiology. Attendees will review fundamentals and basics of IR, as well as learn about new and emerging technologies, such as cutting-edge vascular interventions and complex interventional oncology techniques. Course content will include a mix of didactic lectures, case-based reviews, and hands-on workshops to improve the attendee's working knowledge of current devices.

The course is suitable for practicing interventional radiologists who want to refresh and enhance their skills, as well as for newly qualified interventionalists who look to expand on their knowledge with the help of UCSF expert faculty, and to build on their prior training.

Highlights include: clinically relevant procedures and case-based sessions on peripheral artery disease diagnosis and management, highly-focused sessions on organs and disease pathologies, and in-depth discussions on the latest developments for innovative technologies.

There will be multiple opportunities for informal discussions between faculty and attendees.

**At the completion of this course, the attendee will be able to:**

1. Improve technique in arterial and venous interventions.
2. Understand the implications of interventional oncology procedures.
3. Review indications and techniques for gastrointestinal and genitourinary tract interventions.
4. Know the benefits and limitations in selecting IR devices (shunts, stents, catheters, etc).
5. Correctly interpret CT, MR and US non-invasive vascular images.
6. Understand the scope of Neurointerventional and Musculoskeletal interventions.
7. Identify potential pitfalls and safety issues associated with IR procedures in order to minimize complications.

## Registration

Pre-registration is required as enrollment in this course is limited to 30 registrants.

Tuition: \$2,000.

Online: <https://radiology.ucsf.edu/cme>

Phone: using Visa, Amex or Mastercard. Call 415–476–5808, 8 am–4 pm (Pacific Time)

Fax: the registration form to 415–502-1795.

## UCSF Faculty

**Maureen P. Kohi, MD, FSIR**

**Course Co-Chair**

Associate Professor of Radiology  
Chief, Interventional Radiology

**Nicholas Fidelman, MD, FSIR**

**Course Co-Chair**

Associate Professor of Clinical Radiology

**Matthew R. Amans, MD, MSc**

Assistant Professor of Radiology

**Matthew D. Bucknor, MD**

Assistant Professor of Radiology

**Cynthia T. Chin, MD**

Professor of Clinical Radiology and  
Neurosurgery

**Daniel L. Cooke, MD**

Assistant Professor of Radiology

**Miles B. Conrad, MD, MPH**

Associate Clinical Professor of Radiology

**Steven W. Hetts, MD**

Professor of Radiology

**Ryan M. Kohlbrenner, MD**

Assistant Professor of Radiology

**K. Pallav Kolli, MD**

Assistant Professor of Clinical Radiology

**Vishal Kumar, MD**

Assistant Professor of Clinical Radiology

**Jeanne M. LaBerge, MD, FSIR**

Professor Emeritus of Radiology

**Evan D. Lehrman, MD**

Assistant Professor of Clinical Radiology

**Thomas M. Link, MD, PhD**

Professor of Radiology  
Chief, Musculoskeletal Imaging

**Tara A. Morgan, MD**

Assistant Professor of Radiology

**Sujal Nanavati, MD**

Associate Clinical Professor of Radiology

**Andrew G. Taylor, MD, PhD**

Assistant Professor of Clinical Radiology

**Stefanie Weinstein, MD, FSAR**

Associate Professor of Clinical Radiology  
Chief of Ultrasound,  
SF Veterans Affairs Medical Center

**Mark W. Wilson, MD**

Professor of Radiology  
Chief, Radiology Services,  
Zuckerberg SF General Hospital

## Guest Faculty

**Matthew P. Lungren, MD, MPH**

Assistant Professor of Radiology  
Stanford University School of Medicine

**Anand S. Patel, MD**

Chief, Interventional Radiology  
Providence Little Company  
Mary Medical Center, Torrance

**Trushar J. Patel, MD**

Interventional Radiologist  
Hoag Memorial Hospital, Newport Beach

**Richard R. Saxon, MD, FSIR**

Interventional Radiologist  
San Diego Imaging (Northern Division)

## Accreditation

*The University of California, San Francisco School of Medicine (UCSF) is accredited by the Accreditation Council for Continuing Medical Education (ACCME) to provide continuing medical education for physicians.*

UCSF designates this live activity for a maximum of 33.25 AMA PRA Category 1 Credits™.

Physicians should claim only the credit commensurate with the extent of their participation in the activity.

*This educational activity meets the requirement under California State Assembly Bill 1195, continuing education and cultural and linguistic competency.*



## MONDAY, September 17, 2018

Non-Invasive	7:45 am	Registration and Breakfast	
	8:15	CT Angiography: What's New? <sup>SA</sup> .....	Maureen P. Kohi, MD
	8:45	Updates on MR Angiography <sup>SA</sup> .....	Mark W. Wilson, MD
	9:15	Contrast Enhanced Ultrasound <sup>SA</sup> .....	Stefanie Weinstein, MD
	9:45	Vein Mapping and Interpretation <sup>SA</sup> .....	Vishal Kumar, MD
	10:15	Recess	
AAA & PAD	10:30	AAA Repair: Basics <sup>SA</sup> .....	K. Pallav Kolli, MD
	11:00	Complex Endoleak Interventions <sup>SA</sup> .....	Evan D. Lehrman, MD
	11:30	Updates on SFA Disease <sup>SA</sup> .....	Richard R. Saxon, MD
	12:00 pm	Management of CLI <sup>SA</sup> .....	Richard R. Saxon, MD
	12:30	Lunch (provided)	
Arterial IR	1:15 pm	Left Gastric Artery Embolization <sup>SA</sup> .....	Ryan M. Kohlbrenner, MD
	1:45	Mesenteric and Renal Arterial Disease <sup>SA</sup> .....	Anand Patel, MD
	2:15	Visceral Artery Aneurysms <sup>SA</sup> .....	Trushar J. Patel, MD
	2:45	Trauma: What's Your Algorithm? <sup>SA</sup> .....	Miles B. Conrad, MD, MPH
	3:15	Recess	
Case-Based	3:30	Arterial Interventions #1: Thrombectomy, CTO .....	Richard R. Saxon, MD
	4:00	Arterial Interventions #2: DES, DCB .....	Richard R. Saxon, MD
	4:30	Questions and Discussion	
	4:45	Adjourn	

## TUESDAY, September 18, 2018

IO & HCC	7:45 am	Breakfast	
	8:15	Multidisciplinary Approach to HCC <sup>SA</sup> .....	Nicholas Fidelman, MD
	8:45	TACE and TAE for HCC <sup>SA</sup> .....	Ryan M. Kohlbrenner, MD
	9:15	TARE for HCC <sup>SA</sup> .....	Nicholas Fidelman, MD
	9:45	Percutaneous Ablation for HCC <sup>SA</sup> .....	Evan D. Lehrman, MD
	10:15	Recess	
IO for Liver	10:30	Arterial Therapy: mCRC <sup>SA</sup> .....	Nicholas Fidelman, MD
	11:00	Arterial Therapy: mNET <sup>SA</sup> .....	Nicholas Fidelman, MD
	11:30	Arterial Therapy: Cholangiocarcinoma <sup>SA</sup> .....	Ryan M. Kohlbrenner, MD
	12:00 pm	Ablation for Liver Metastases <sup>SA</sup> .....	K. Pallav Kolli, MD
	12:30	Lunch (provided)	
IO for Other	1:15 pm	Renal Ablation <sup>SA</sup> .....	Andrew G. Taylor, MD, PhD
	1:45	Lung Ablation <sup>SA</sup> .....	K. Pallav Kolli, MD
	2:15	Portal Vein Embolization <sup>SA</sup> .....	Evan D. Lehrman, MD
	2:45	Immunotherapy and the Future <sup>SA</sup> .....	Nicholas Fidelman, MD
	3:15	Recess	
MSK	3:30	Ablation of Osteoid Osteoma <sup>SA</sup> .....	Thomas M. Link, MD
	4:00	Treatment of Painful Osseous Metastases <sup>SA</sup> .....	Matthew D. Bucknor, MD
	4:15	Ultrasound-guided MSK Interventions <sup>SA</sup> .....	Tara A. Morgan, MD
	4:30	Questions and Discussion	
	4:45	Adjourn	

## WEDNESDAY, September 19, 2018

GI	7:45 am	Breakfast	
	8:15	Biliary Interventions <sup>SA</sup> .....	Nicholas Fidelman, MD
	8:45	Portal Hypertension 1: TIPS/DIPS/BRTO <sup>SA</sup> .....	Jeanne M. LaBerge, MD
	9:15	Portal Hypertension 2: PV Recan, HV Stenting, ..... Splenic Eembolization <sup>SA</sup>	Jeanne M. LaBerge, MD
	9:45	Gastrointestinal Bleeding <sup>SA</sup> .....	Ryan M. Kohlbrenner, MD
	10:15	Recess	

## WEDNESDAY, September 19, 2018

Pot-pourri	10:30	Big Procedures for Little People: Pediatric IR <sup>SA</sup> .....	Matthew P. Lungren, MD
	11:00	Lymphangiography & Interventions <sup>SA</sup> .....	Evan D. Lehrman, MD
	11:30	Native and Renal Transplant Interventions <sup>SA</sup> .....	Andrew G. Taylor, MD, PhD
	12:00 pm	RCC & AML: How to Embo? <sup>SA</sup> .....	Andrew G. Taylor, MD, PhD
	12:30	Lunch	
GU	1:15 pm	Management of Symptomatic Uterine Fibroids <sup>SA</sup> ....	Maureen P. Kohi, MD
	1:45	PPH: What to Do? <sup>SA</sup> .....	Maureen P. Kohi, MD
	2:15	Gonadal Vein Embolization <sup>SA</sup> .....	Maureen P. Kohi, MD
	2:45	PAE: Basics to Complex <sup>SA</sup> .....	Ryan M. Kohlbrenner, MD
	3:15	Recess	
Tools	3:30	Microcatheters & Other Toys <sup>SA</sup> .....	Andrew G. Taylor, MD, PhD
	3:50	Embolic Agents: How to Choose? <sup>SA</sup> .....	Andrew G. Taylor, MD, PhD
	4:10	Tunneled Catheters and Denver Shunts <sup>SA</sup> .....	Sujal Nanavati, MD
	4:30	Questions and Discussion	
	4:45	Adjourn	

## THURSDAY, September 20, 2018

Neuro-IR	7:45 am	Breakfast	
	8:15	Stroke Interventions <sup>SA</sup> .....	Steven W. Hetts, MD
	8:45	Vertebroplasty: How I Do It? <sup>SA</sup> .....	Matthew R. Amans, MD, MSc
	9:15	Endovascular Management of Retinoblastoma <sup>SA</sup> ...	Steven W. Hetts, MD
	9:45	Spine Interventions <sup>SA</sup> .....	Cynthia T. Chin, MD
Hands-On	10:15	Recess	
	10:30	Industry-Sponsored Hands-on Workshops	
	12:30	Lunch (provided)	
Safety	1:15 pm	Periprocedural Care <sup>SA</sup> .....	Nicholas Fidelman, MD
	1:45	Radiation Safety in IR <sup>SA</sup> .....	Ryan M. Kohlbrenner, MD
	2:15	Hazards in the IR Suite <sup>SA</sup> .....	Nicholas Fidelman, MD
	2:45	The ABR IR/DR Exam.....	Jeanne M. LaBerge, MD
	3:15	Recess	
M&M	3:30	Save & Disaster.....	Evan D. Lehrman, MD
	3:50	Save & Disaster.....	Andrew G. Taylor, MD, PhD
	4:10	Save & Disaster.....	Ryan M. Kohlbrenner, MD
	4:30	Questions and Discussion	
	4:45	Adjourn	

## FRIDAY, September 21, 2018

Venous	7:45 am	Breakfast	
	8:15	Treatment of Pulmonary Embolism <sup>SA</sup> .....	K. Pallav Kolli, MD
	8:45	Superficial Venous Therapy <sup>SA</sup> .....	Vishal Kumar, MD
	9:15	Management of Deep Vein Thrombosis <sup>SA</sup> .....	K. Pallav Kolli, MD
	9:45	Complex Venous Recanalization <sup>SA</sup> .....	Evan D. Lehrman, MD
Dialysis Vascular	10:15	Complex IVF Filter Retrieval <sup>SA</sup> .....	Andrew G. Taylor, MD, PhD
	10:45	Recess	
	11:00	Dialysis Access Interventions <sup>SA</sup> .....	Mark W. Wilson, MD
	11:30	Management of Vascular Malformations <sup>SA</sup> .....	Daniel L. Cooke, MD
	12:00 pm	Management of PAVMs <sup>SA</sup> .....	Miles B. Conrad, MD, MPH
	12:30	Questions and Discussion	
	12:45	Adjourn	

<sup>SA</sup> These lectures qualify for SAM/Self-Assessment Credits  
(pending approval and subject to change).

## UCSF Medical Center: Kalmanovitz Library

530 Parnassus Ave, Fifth Floor, Lange Room

[www.ucsfhealth.org/maps\\_and\\_directions](http://www.ucsfhealth.org/maps_and_directions)

The UCSF Medical Center on Parnassus Avenue is the central site for the UCSF Hospital system, located just south of Golden Gate Park.

### Public Transportation

 SF City bus/railway info: [www.sfmta.com](http://www.sfmta.com)

The N-Judah streetcar can be boarded at any of the four downtown Market Street underground BART/MUNI stations. The ride to the UCSF parking garage is about 20 minutes, and costs \$2.75 one-way; retain your transfer as proof of payment to avoid fines. Weeklong passes can be purchased at the Powell Tourist Station at Market Street. Individual tickets can be bought at any of the four underground Market Street stations.

### Driving & Parking

[www.ucsfhealth.org/maps\\_and\\_directions/parking](http://www.ucsfhealth.org/maps_and_directions/parking)

Both garages can be accessed from either Parnassus Ave or Irving Street (rates and hours as of April 2017, subject to change):

- 500 Parnassus Garage (shown on map): \$4 per hour, daily max \$32. Open 24 hours.

### Accommodations

<https://radiology.ucsf.edu/cme/ucsf-interventional-review-2018-sanfrancisco>

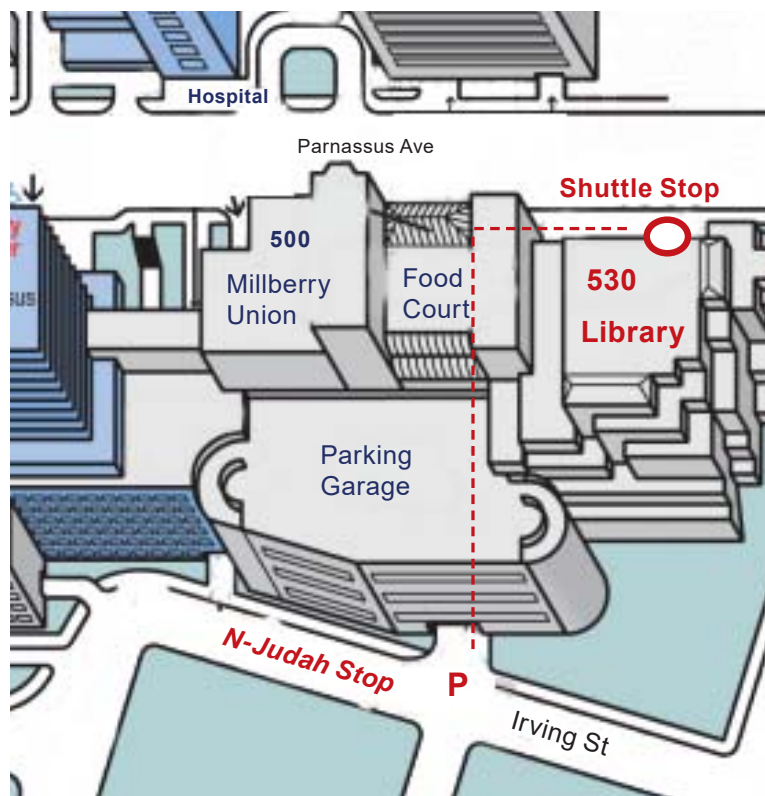
For a listing of hotels and rates in the **Union Square / downtown area**, visit the course webpage link above.

### Additional Options

 can be found on the Short-Term Lodging Guide:

[http://campuslifeservices.ucsf.edu/upload/housing/files/STLG\\_2017.pdf](http://campuslifeservices.ucsf.edu/upload/housing/files/STLG_2017.pdf)

The Laurel Inn is in a nice neighborhood near Pacific Heights and across the street from the UCSF intra-campus shuttle stop at the UCSF Laurel Heights building.



## Airline Discounts [https://radiology.ucsf.edu/cme/sf\\_travel](https://radiology.ucsf.edu/cme/sf_travel)

UCSF Radiology has negotiated special discounts with United and Delta Airlines for radiology course attendees. You may use the following tour codes to book on your own:

Airline	Website	Promo Code
Delta	<a href="http://tinyurl.com/www-united-com-book">http://tinyurl.com/www-united-com-book</a>	NMQDC
United	<a href="http://tinyurl.com/www-delta-com-book">http://tinyurl.com/www-delta-com-book</a>	ZYUF559912

Flights can be arranged through either San Francisco (SFO) or Oakland (OAK) airports. BART subway service, shuttle vans and taxis are available from both airports to downtown San Francisco.

SFO: [www.flysfo.com](http://www.flysfo.com)  
BART: [www.bart.gov](http://www.bart.gov)

OAK: [www.oaklandairport.com](http://www.oaklandairport.com)  
SF MUNI: [www.sfmta.com](http://www.sfmta.com)

---

## REGISTRATION

### INTERVENTIONAL RADIOLOGY REVIEW (RAD19 009)

September 17-21, 2018 / UCSF Medical Center – San Francisco, California

Pre-registration is required for this course: Four easy ways to register:

1. Online at <https://meded.ucsf.edu/cme>
2. Fax to 415-502-1795
3. Phone using Visa, Amex or Mastercard. Call 415-476-5808, 8 am - 4 pm (Pacific Time)
4. Mail to UCSF Office of CME, PO Box 45368, San Francisco, CA 94145-0368

### REGISTRANT INFORMATION (please print)

Name \_\_\_\_\_  
*First Last Degree*

Address \_\_\_\_\_  
\_\_\_\_\_

Tel \_\_\_\_\_ Fax \_\_\_\_\_  
*Area Code Area Code*

E-mail \_\_\_\_\_

Would you like to receive general UCSF Radiology CME email notices?  Yes  No

Month/Date of Birth for record verification: \_\_\_\_\_ / \_\_\_\_\_ / X X  
*month date*

### COURSE REGISTRATION *enrollment is limited to 30 persons, no onsite registration.*

Physician \$ 2,000  Check enclosed, payable to UC Regents

Please charge my:  Visa  Mastercard  American Express

Card No. \_\_\_\_\_

Exp. Date \_\_\_\_\_ Signature \_\_\_\_\_

Payment may be made by credit card or by check or money order drawn on a U.S. bank in U.S. currency. We regret that we cannot accept checks drawn on foreign banks. Enrollment Confirmation will be mailed to you within two weeks of receipt of the application.

**Cancellation** A refund of the enrollment fee, less \$100, will be made upon receipt of a written request only by Friday, August 17, 2018. No refunds will be made after this date. In the unlikely event that the program is cancelled, UCSF Radiology will refund the registration fee in full, but cannot be responsible for any hotel or travel costs.



RAD19 009



Radiology Continuing Education  
3333 California Street, Suite 375  
San Francisco, CA 94143-0629

Nonprofit Org.  
U.S. Postage  
**PAID**  
Univ. of California

DATED MATERIAL  
PLEASE POST

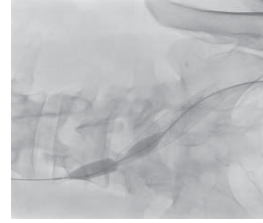
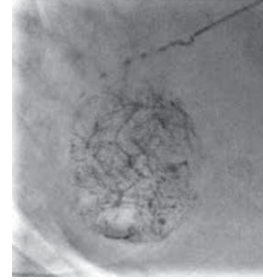
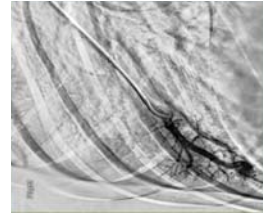
## UPCOMING CME CONFERENCES

Brochures and Register online: <https://radiology.ucsf.edu/cme>

Program dates, topics, and locations are *subject to change* prior to brochure publication.

Sep 29–30	2018	Imaging Update in Las Vegas	Las Vegas, NV
Oct 14–19		Imaging Update on Kauai	Koloa, Kauai, HI
Nov 12–16		Breast Imaging Update	Palm Springs, CA
Dec 2–7		Imaging Warm-up in the Caribbean	Nevis Island
Jan 20–25	2019	Body Imaging: Abdominal & Thoracic	Kona, HI
Feb 3–5		Thoracic Imaging	Palm Springs, CA
Feb 6–8		Abdominal & Pelvic CT/MR/US	Palm Springs, CA
Feb 10–15		Neuro & Musculoskeletal Imaging	Kona, Hawaii
March 3–8		Breast Imaging Update	Kona, HI
April 1–5		Annual Rad Review & Cases	San Francisco, CA

ADDRESS CHANGES: To facilitate change-of-address, please return the full mailing panel and do not cross out the original address. Thank you.



**INTERVENTIONAL RADIOLOGY REVIEW**  
SEPTEMBER 17–21, 2019  
SAN FRANCISCO, CALIFORNIA

This course is self-supporting and receives no state funding.